# POINTES TOURNANTES ET FIXE

## Inhalt:

- Mitlaufende Drehbankspitzen
- Mitlauf. Drehbankspitzen für auswechselbare Einsätze
- Mitlaufende Zentrierkegel
- Feste Zentrierspitzen
- Feste Zentrierkegel
- JASSATELLI Modulare Zentrierkegel und Futterflansche
- ROTOR Rotierende Spitzen
- Stirnmitnehmer

## Content:

- *Revolving tailstock centres*
- *Revolving tailstock centres for interchangeable inserts*
- *Revolving tube centres*
- *Fixed centres*
- *Fixed tube centres*
- JASSATELLI *Modular tube centres and chuck adaptors*
- ROTOR *Live-Centres*
- *Face drivers*

# Serie 80
# *Series 80*

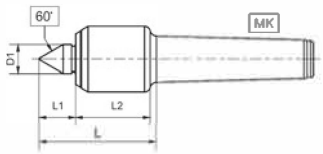


## Mitlaufende Präzisions-Drehbankspitze
## *Precision revolving tailstock centre*

- stabile Konstruktion
- schaftgelagerter Körner
- kleiner Gehäusedurchmesser
- Dauerschmierung
- Gehäuse gehärtet und geschliffen

- *solid design*
- *centre tip with needle bearings*
- *slim design with small casing diameter*
- *maintenance-free lubrication*
- *housing hardened and ground*

| Typ / *Type* | MK / *MT* | D mm | D1 mm | L mm | L1 mm | L2 mm | Drehzahl / *Speed* max. | Werkst. / *Work piece* max. kg | Rundlaufgenauigkeit / *Run-out* max. mm | | Art.-Nr. / *Order no.* |
|---|---|---|---|---|---|---|---|---|---|---|---|
| 82 | 2 | 32 | 15 | 64 | 19,5 | 39 | 6000 | 200 | 0,005 | ● | 03-80-02 |
| 83 | 3 | 34 | 15 | 64 | 19,5 | 39 | 6000 | 400 | 0,005 | ● | 03-80-03 |
| 84 | 4 | 43 | 20 | 77 | 27 | 43 | 6000 | 800 | 0,005 | ● | 03-80-04 |
| 85 | 5 | 58 | 30 | 105 | 37 | 59 | 4000 | 1200 | 0,008 | ● | 03-80-05 |

# Serie 80 KOP
# *Series 80 KOP*

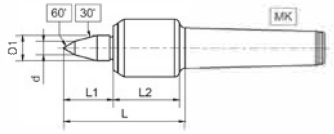


## Mitlaufende Präzisions-Drehbankspitze, verlängert
## *Precision revolving tailstock centre, extended*

- wie Serie 80, aber mit verlängerter Spitze 30° / 60°

- *as series 80, but with extended tip 30° / 60°*

| Typ / *Type* | MK / *MT* | D mm | D1 mm | L mm | L1 mm | L2 mm | d mm | Drehzahl / *Speed* max. | Werkst. / *Work piece* max. kg | Rundlaufgenauigkeit / *Run-out* max. mm | | Art.-Nr. / *Order no.* |
|---|---|---|---|---|---|---|---|---|---|---|---|---|
| 82 KOP | 2 | 32 | 15 | 74 | 29 | 39 | 8 | 6000 | 150 | 0,005 | ● | 03-80-02KOP |
| 83 KOP | 3 | 34 | 15 | 74 | 29 | 39 | 8 | 6000 | 300 | 0,005 | ● | 03-80-03KOP |
| 84 KOP | 4 | 43 | 20 | 86 | 36 | 43 | 10 | 6000 | 700 | 0,005 | ● | 03-80-04KOP |
| 85 KOP | 5 | 58 | 30 | 116 | 48 | 59 | 12 | 4000 | 1000 | 0,01 | ● | 03-80-05KOP |

# Serie 100
# *Series 100*

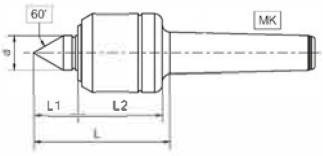


## Mitlaufende Präzisions-Drehbankspitze
## *Precision revolving tailstock centre*

- Universal-Ausführung mit 3 Rillenkugellagern
- Gehäuse gehärtet und geschliffen
- Körner aus chromlegiertem Werkzeugstahl
- hohe Rundlaufgenauigkeit
- besonders leichter Lauf
- wartungsfreie Dauerschmierung

- *universal centre with 3 groove ball bearings*
- *housing hardened and ground*
- *centre tip from chromium-alloyed tool steel*
- *high concentricity*
- *easy and smooth running*
- *maintenance-free permanent lubrication*

| Typ / *Type* | MK / *MT* | D mm | d mm | L mm | L1 mm | L2 mm | Drehzahl / *Speed* max. | Werkst. / *Work piece* max. kg | Rundlaufgenauigkeit / *Run-out* max. mm | | Art.-Nr. / *Order no.* |
|---|---|---|---|---|---|---|---|---|---|---|---|
| 111 | 1 | 28 | 12 | 57,5 | 17 | 34 | 6500 | 25 | 0,005 | ● | 03-111 |
| 113 | 1 | 35 | 13 | 63,5 | 18 | 39 | 5500 | 50 | 0,005 | ● | 03-113 |
| 121 | 2 | 35 | 13 | 66 | 19 | 39 | 5500 | 80 | 0,005 | ● | 03-121 |
| 123 | 2 | 45 | 20 | 84 | 26 | 49 | 5000 | 100 | 0,005 | ● | 03-123 |
| 131 | 3 | 45 | 20 | 84 | 26 | 49 | 5000 | 150 | 0,005 | ● | 03-131 |
| 133 | 3 | 60 | 24 | 103 | 34 | 60 | 4000 | 300 | 0,005 | ● | 03-133 |
| 141 | 4 | 60 | 24 | 105 | 34 | 60 | 4000 | 400 | 0,005 | ● | 03-141 |
| 143 | 4 | 76 | 32 | 126 | 42 | 73 | 3200 | 650 | 0,008 | ● | 03-143 |



● Lagerstandard / *in stock*
◗ innerhalb weniger Tage / *within a few days*
○ auf Anfrage / *on request*
✖ auslaufende Größe / *as stock lasts*

# Serie 100 KOP
# *Series 100 KOP*

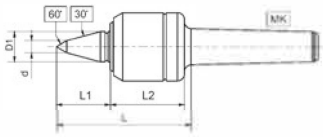


## Mitlaufende Präzisions-Drehbankspitze, verlängert
## *Precision revolving tailstock centre, extended*

- wie Serie 100, aber mit verlängerter Spitze 30° / 60°

- *as series 100, but with extended tip 30° / 60°*

| Typ / *Type* | MK / *MT* | D mm | D1 mm | L mm | L1 mm | L2 mm | d mm | Drehzahl / *Speed* max. | Werkst. / *Work piece* max. kg | Rundlauf-genauigkeit / *Run-out* max. mm | | Art.-Nr. / *Order no.* |
|---|---|---|---|---|---|---|---|---|---|---|---|---|
| 123 KOP | 2 | 45 | 20 | 94 | 36 | 49 | 8 | 5000 | 100 | 0,005 | ● | 03-123KOP |
| 131 KOP | 3 | 45 | 20 | 94 | 36 | 49 | 8 | 5000 | 150 | 0,005 | ● | 03-131KOP |
| 133 KOP | 3 | 60 | 24 | 110 | 46 | 60 | 10 | 4000 | 300 | 0,005 | ● | 03-133KOP |
| 141 KOP | 4 | 60 | 24 | 117 | 46 | 60 | 10 | 4000 | 400 | 0,005 | ● | 03-141KOP |
| 143 KOP | 4 | 76 | 32 | 139 | 55 | 73 | 12 | 3200 | 650 | 0,008 | ● | 03-143KOP |

# Serie 800
# *Series 800*

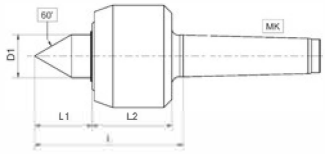


## Mitlaufende Präzisions-Drehbankspitze
## *Precision revolving tailstock centre*

- schaftgelagerter Körner aus chromlegiertem Werkzeugstahl von hoher Verschleißfestigkeit
- ganzes Gehäuse gehärtet und geschliffen
- mit starkem Längslager und doppelreihigem Schrägkugellager
- hohe Rundlaufgenauigkeit, wartungsfreie Dauerschmierung
- optimale Abdichtung gegen Eindringen von Kühlmittel und Schmutz

- *centre tip from chromium-alloyed tool steel with high wear resistance*
- *housing completely hardened and ground*
- *with strong axial bearing and double-row angular ball bearings*
- *high concentricity, maintenance-free permanent lubrication*
- *optimum sealing to avoid penetration of coolant and dirt*

| Typ / *Type* | MK / *MT* | D mm | D1 mm | L mm | L1 mm | L2 mm | Drehzahl / *Speed* max. | Werkst. / *Work piece* max. kg | Rundlauf-genauigkeit / *Run-out* max. mm | | Art.-Nr. / *Order no.* |
|---|---|---|---|---|---|---|---|---|---|---|---|
| 823 | 2 | 45 | 20 | 76 | 26 | 43 | 5000 | 150 | 0,005 | ● | 03-823 |
| 831 | 3 | 45 | 20 | 77 | 26 | 43 | 5000 | 200 | 0,005 | ● | 03-831 |
| 833 | 3 | 60 | 24 | 95 | 36 | 52 | 4300 | 400 | 0,005 | ● | 03-833 |
| 841 | 4 | 60 | 24 | 97 | 36 | 52 | 4300 | 600 | 0,005 | ● | 03-841 |
| 843 | 4 | 76 | 32 | 112 | 43 | 60 | 3200 | 750 | 0,005 | ● | 03-843 |
| 851 | 5 | 78 | 32 | 118 | 47 | 60 | 3200 | 1800 | 0,005 | ● | 03-851 |
| 853 | 5 | 96 | 42 | 134 | 49 | 74 | 2600 | 2000 | 0,007 | ● | 03-853 |
| 863 | 6 | 110 | 52 | 155 | 62 | 82 | 2000 | 4500 | 0,01 | ● | 03-863 |

# Serie 800 KOP
# *Series 800 KOP*

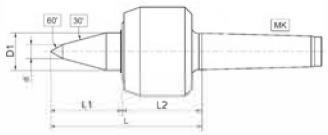


## Mitlaufende Präzisions-Drehbankspitze, verlängert
## *Precision revolving tailstock centre, extended*

- wie Serie 800, aber mit verlängerter Spitze 30° / 60°
- *as series 800, but with extended tip 30° / 60°*

| Typ / *Type* | MK / *MT* | D mm | D1 mm | L mm | L1 mm | L2 mm | d mm | Drehzahl / *Speed* max. | Werkst. / *Work piece* max. kg | Rundlauf-genauigkeit / *Run-out* max. mm | | Art.-Nr. / *Order no.* |
|---|---|---|---|---|---|---|---|---|---|---|---|---|
| 823KOP | 2 | 45 | 20 | 87 | 37 | 43 | 8 | 5000 | 100 | 0,005 | ● | 03-823KOP |
| 831 KOP | 3 | 45 | 20 | 88 | 37 | 43 | 8 | 5000 | 150 | 0,005 | ● | 03-831KOP |
| 833 KOP | 3 | 60 | 24 | 106 | 47 | 52 | 10 | 4300 | 300 | 0,005 | ● | 03-833KOP |
| 841 KOP | 4 | 60 | 24 | 107 | 47 | 52 | 10 | 4300 | 400 | 0,005 | ● | 03-841KOP |
| 843 KOP | 4 | 76 | 32 | 130 | 61 | 60 | 12 | 3200 | 600 | 0,005 | ● | 03-843KOP |
| 851 KOP | 5 | 78 | 32 | 132 | 61 | 60 | 12 | 3200 | 1200 | 0,005 | ● | 03-851KOP |
| 853 KOP | 5 | 96 | 42 | 157 | 71 | 74 | 16 | 2600 | 1400 | 0,007 | ● | 03-853KOP |
| 863 KOP | 6 | 110 | 52 | 178 | 86 | 82 | 20 | 2000 | 2500 | 0,01 | ● | 03-863KOP |

# Serie 805
# *Series 805*

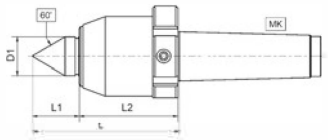


## Mitlaufende Hochleistungs-Drehbankspitze
## *High performance revolving tailstock centre*

- speziell für NC-Drehmaschinen mit Abdrückmutter
- ganz gehärtet und geschliffen
- Körner schaftgelagert in Präzisions-Nadellager
- für hohe Drehzahlen bei optimalem Rundlauf
- Dauerschmierung
- mit Zusatzdichtung auch für Schleifmaschinen geeignet

- *especially developed for use on NC machines with draw-off nut*
- *completely hardened and ground*
- *centre tip supported by needle bearings for high speeds with optimum concentricity*
- *permanent lubrication*
- *with additional sealing also suitable for grinding machines*

| Typ / *Type* | MK / *MT* | D mm | D1 mm | L mm | L1 mm | L2 mm | Drehzahl / *Speed* max. | Werkst. / *Work piece* max. kg | Rundlauf-genauigkeit / *Run-out* max. mm | G | | Art.-Nr. / *Order no.* |
|---|---|---|---|---|---|---|---|---|---|---|---|---|
| 835 | 3 | 52 | 25 | 94 | 30 | 57 | 12000 | 300 | 0,003 | M 54 x 1,5 | ● | 03-835 |
| 845 | 4 | 60 | 28 | 106 | 35 | 63 | 10000 | 600 | 0,003 | M 62 x 1,5 | ● | 03-845 |
| 855 | 5 | 72 | 35 | 136 | 43 | 82 | 8000 | 1200 | 0,003 | M 74 x 1,5 | ● | 03-855 |
| 865 | 6 | 83 | 44 | 148 | 50 | 88 | 5000 | 2500 | 0,007 | M 85 x 1,5 | ● | 03-865 |

# Serie 805 KOP
# *Series 805 KOP*

## Mitlaufende Hochleistungs-Drehbankspitze, verlängert
## *High performance revolving tailstock centre, extended*

- wie Serie 805, aber mit verlängerter Spitze 40° / 60°
- *as series 805, but with extended tip 40° / 60°*

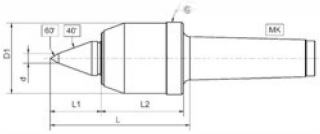


| Typ / *Type* | MK / *MT* | D mm | D1 mm | L mm | L1 mm | L2 mm | d mm | Drehzahl / *Speed* max. | Werkst. / *Work piece* max. kg | Rundlauf-genauigkeit / *Run-out* max. mm | G | | Art.-Nr. / *Order no.* |
|---|---|---|---|---|---|---|---|---|---|---|---|---|---|
| 835KOP | 3 | 52 | 25 | 104 | 40 | 56 | 8 | 12000 | 200 | 0,003 | M 54 x 1,5 | ● | 03-835KOP |
| 845 KOP | 4 | 60 | 28 | 115 | 45 | 63 | 8 | 10000 | 400 | 0,003 | M 62 x 1,5 | ● | 03-845KOP |
| 855 KOP | 5 | 72 | 35 | 146 | 53 | 82 | 10 | 8000 | 800 | 0,003 | M 74 x 1,5 | ● | 03-855KOP |
| 865 KOP | 6 | 83 | 44 | 171 | 67 | 88 | 14 | 5000 | 1700 | 0,007 | M 85 x 1,5 | ● | 03-865KOP |



● **Lagerstandard / *in stock***
◗ **innerhalb weniger Tage / *within a few days***
○ **auf Anfrage / *on request***
✖ **auslaufende Größe / *as stock lasts***

## Mitlaufende Hochleistungs-Drehbankspitze
## *Heavy-duty NC revolving tailstock centre*

- mit Abdrückmutter
- Erhältlich in 2 Varianten: Standard oder mit Hartmetalleinsatz

- *with draw-off nut*
- *available in 2 versions: standard or with carbide tip*

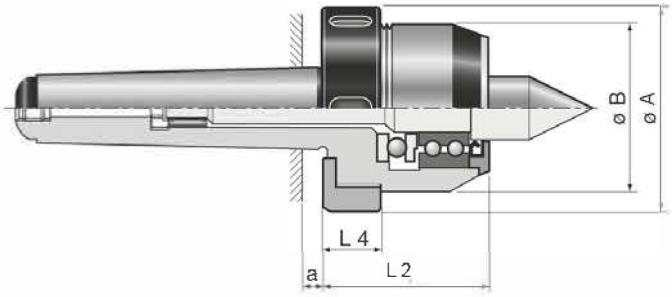


| MK / *MT* | A mm | B mm | L1 mm | L2 mm | Drehzahl / *Speed* max. | Rundlauf-genauigkeit / *Run-out* max. mm | kg |
|---|---|---|---|---|---|---|---|
| 3 | 69 | 55 | 49 | 22 | 7000 | 0,005 | 1,1 |
| 4 | 74 | 61 | 57 | 24 | 5500 | 0,005 | 1,9 |
| 5 | 92 | 80 | 65 | 24 | 4500 | 0,005 | 3,9 |
| 6 | 104 | 93 | 75 | 27 | 3200 | 0,008 | 8,8 |

## Standard
## *Standard*

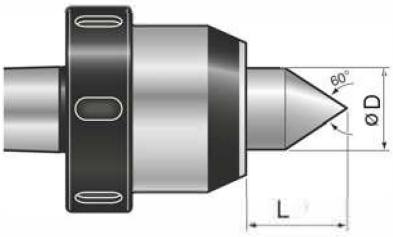


| MK / *MT* | D mm | L mm | Art.-Nr. / *Order no.* |
|---|---|---|---|
| 3 | 22 | 28 | 03-1603 |
| 4 | 29 | 40 | 03-1604 |
| 5 | 38 | 48 | 03-1605 |
| 6 | 42 | 55 | 03-1606 |

## Mit Hartmetallspitze
## *Carbide tip*

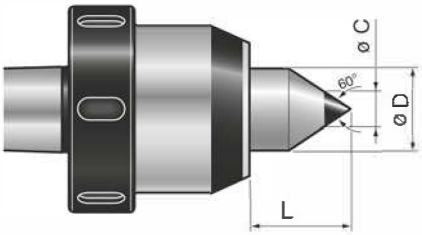


| MK / *MT* | D mm | C mm | L mm | Art.-Nr. / *Order no.* |
|---|---|---|---|---|
| 3 | 22 | 10 | 28 | 03-1603HM |
| 4 | 29 | 12 | 40 | 03-1604HM |
| 5 | 38 | 18 | 48 | 03-1605HM |
| 6 | 42 | 20 | 55 | 03-1606HM |

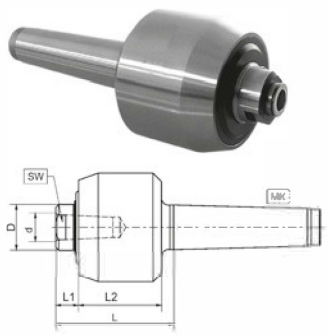


## Mitlaufende Präzisions-Drehbankspitze für Wechseleinsätze
## *Precision revolving tailstock centre for interchangeable inserts*

- gleiche Konstruktion wie Reihe 800, jedoch für auswechselbare Einsätze (siehe Seiten 116 - 118)
- Lieferung ohne Einsätze
- komplette Sätze siehe Seite 118

- *same construction as series 800, but for interchangeable inserts (see pages 116 - 118)*
- *delivered without inserts*
- *complete boxed sets see page 118*

| MK / *MT* | Typ / *Type* | D mm | D1 mm | d mm | L mm | L1 mm | L2 mm | SW | Drehzahl / *Speed* max. | Werkst. / *Work piece* max. kg | Rundlaufgenauigkeit / *Run-out* max. mm | | Art.-Nr. / *Order no.* |
|---|---|---|---|---|---|---|---|---|---|---|---|---|---|
| 2 | 923 | 45 | 20 | 12 | 59 | 10 | 43 | 17 | 5000 | 50 | 0,005 | ● | 03-923 |
| 3 | 933 | 60 | 24 | 14 | 68 | 12 | 50 | 19 | 4300 | 200 | 0,005 | ● | 03-933 |
| 4 | 943 | 76 | 32 | 18 | 79 | 13 | 58 | 27 | 3200 | 300 | 0,007 | ● | 03-943 |
| 5 | 953 | 96 | 42 | 24 | 98 | 14 | 72 | 36 | 2600 | 800 | 0,01 | ● | 03-953 |



# Auswechselbare Einsätze für Serie 900
# *Interchangeable inserts for series 900*

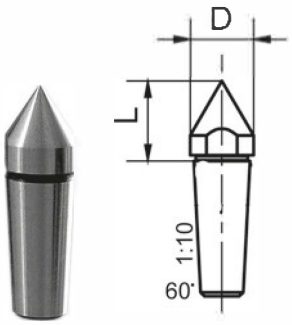


**Kegelgöße / *Taper ratio 1:10***

## Spitzkörner
## *Pointed centre*

| Zu Typ / *For type* | D mm | L mm | | Art.-Nr. / *Order no.* |
|---|---|---|---|---|
| 923 | 14 | 20 | ● | 03-923/1 |
| 933 | 16 | 21 | ● | 03-933/1 |
| 943 | 22 | 27 | ● | 03-943/1 |
| 953 | 28 | 34 | ● | 03-953/1 |

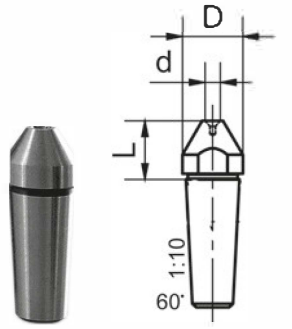


**Kegelgöße / *Taper ratio 1:10***

## Hohlkörner
## *Hollow centre*

| Zu Typ / *For type* | D mm | d mm | L mm | | Art.-Nr. / *Order no.* |
|---|---|---|---|---|---|
| 923 | 14 | 4 | 15 | ● | 03-923/2 |
| 933 | 16 | 4 | 17 | ● | 03-933/2 |
| 943 | 22 | 5 | 21 | ● | 03-943/2 |
| 953 | 28 | 6 | 27 | ● | 03-953/2 |



● Lagerstandard / *in stock*
◗ innerhalb weniger Tage / *within a few days*
○ auf Anfrage / *on request*
✖ auslaufende Größe / *as stock lasts*

# Auswechselbare Einsätze für Serie 900
*Interchangeable inserts for series 900*

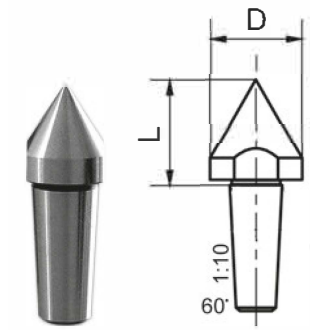


Kegelgöße / *Taper ratio 1:10*

## Großer Spitzkörner
## *Large pointed centre*

| Zu Typ / *For type* | D mm | L mm | Art.-Nr. / *Order no.* |
|---|---|---|---|
| 923 | 17 | 23 | 03-923/3 |
| 933 | 25 | 31 | 03-933/3 |
| 943 | 32 | 40 | 03-943/3 |
| 953 | 38 | 45 | 03-953/3 |

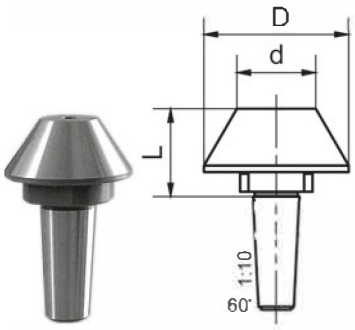


Kegelgöße / *Taper ratio 1:10*

## Kegel
## *Taper*

| Zu Typ / *For type* | D mm | d mm | L mm | Art.-Nr. / *Order no.* |
|---|---|---|---|---|
| 923 | 28 | 13 | 33 | 03-923/4 |
| 933 | 44 | 24 | 28 | 03-933/4 |
| 943 | 55 | 30 | 34 | 03-943/4 |
| 953 | 68 | 36 | 41 | 03-953/4 |

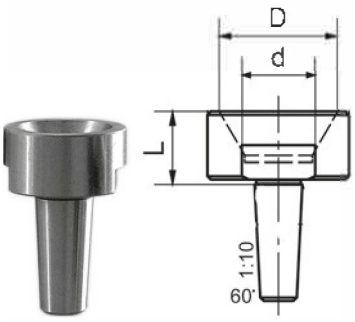


Kegelgöße / *Taper ratio 1:10*

## Hohlkegel
## *Female taper*

| Zu Typ / *For type* | D mm | d mm | L mm | Art.-Nr. / *Order no.* |
|---|---|---|---|---|
| 923 | 20 | 10 | 17 | 03-923/5 |
| 933 | 35 | 20 | 23 | 03-933/5 |
| 943 | 42 | 25 | 28 | 03-943/5 |
| 953 | 60 | 37 | 35 | 03-953/5 |

# Auswechselbare Einsätze für Serie 900
*Interchangeable inserts for series 900*

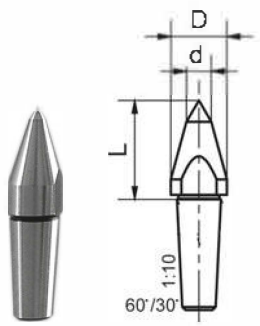


**Kegelgöße / *Taper ratio 1:10***

## Kopierkörner
## *Copying centre*

| Zu Typ / *For type* | D mm | d mm | L mm | Art.-Nr. / *Order no.* |
|---|---|---|---|---|
| 923 | 14 | 4 | 32 | 03-923/6 |
| 933 | 18 | 8 | 35 | 03-933/6 |
| 943 | 22 | 8 | 43 | 03-943/6 |
| 953 | 28 | 10 | 52 | 03-953/6 |

## Satz im Kasten
## *Set in a box*

| Typ / *Type* | MK / *MT* | Art.-Nr. / *Order no.* |
|---|---|---|
| 923 | 2 | 03-923K |
| 933 | 3 | 03-933K |
| 943 | 4 | 03-943K |
| 953 | 5 | 03-953K |

# Körnerspitze, zylindrisch
*Centres, cylindrical*

SASSATELLI

## Mitlaufende Drehbankspitze, gefedert
## *Revolving tailstock centre, spring loaded*

- Feder-Ausgleich = 4mm
- mit verlängerter Laufspitze

- *spring compensation = 4mm*
- *with extended tip*

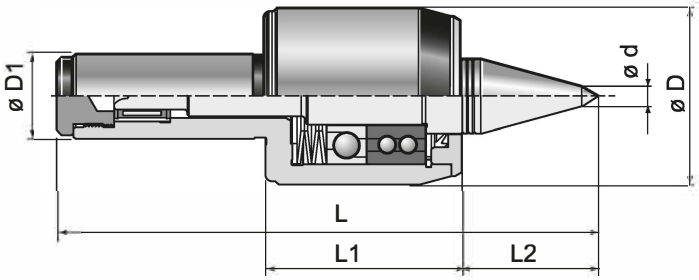


| D1 mm | D mm | L mm | L1 mm | L2 mm | d mm | Winkel / *Angle* | Drehzahl / *Speed* max. | Werkst. / *Work piece* max. kg | Rundlauf-genauigkeit / *Run-out* max. mm | kg | Art.-Nr. / *Order no.* |
|---|---|---|---|---|---|---|---|---|---|---|---|
| 25 | 52 | 160 | 58 | 41 | 6 | 30° / 60° | 7000 | 300 | 0,005 | 1,2 | 03-7025 |
| 30 | 52 | 160 | 58 | 41 | 6 | 30° / 60° | 7000 | 300 | 0,005 | 1,2 | 03-7030 |
| 32 | 52 | 160 | 58 | 41 | 6 | 30° / 60° | 7000 | 300 | 0,005 | 1,2 | 03-7032 |



Lagerstandard / *in stock*
innerhalb weniger Tage / *within a few days*
auf Anfrage / *on request*
auslaufende Größe / *as stock lasts*

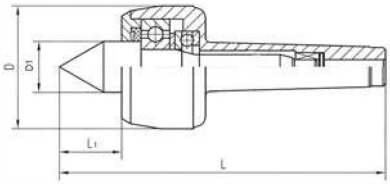


## Mitlaufende Drehbankspitzen
## *Revolving tailstock centre*

| MK / *MT* | D mm | L mm | L1 mm | D1 mm | Winkel / *Angle* | Drehzahl / *Speed* max. | Werkst. / *Work piece* max. kg | | Art.-Nr. / *Order no.* |
|---|---|---|---|---|---|---|---|---|---|
| 1 | 36 | 114 | 17 | 15 | 60° | 7000 | 100 | ● | 13-MLK-01 |
| 2 | 45 | 129 | 24 | 20 | 60° | 7000 | 200 | ● | 13-MLK-02 |
| 3 | 60 | 160,5 | 31 | 25 | 60° | 5000 | 500 | ● | 13-MLK-03 |
| 4 | 70 | 205 | 41 | 32 | 60° | 3800 | 800 | ● | 13-MLK-04 |
| 5 | 90 | 258,5 | 50,5 | 40 | 60° | 3000 | 2000 | ● | 13-MLK-05 |
| 6 | 105 | 334 | 57,5 | 50 | 60° | 2600 | 3500 | ● | 13-MLK-06 |

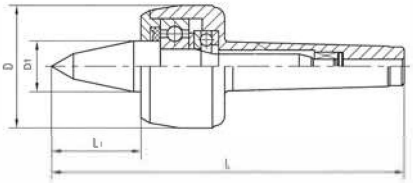


## Mitlaufende Drehbankspitzen, verlängert
## *Revolving tailstock centre, extended*

- mit verlängerter Spitze 30° / 60°
- *with extended tip 30° / 60°*

| MK / *MT* | D mm | L mm | L1 mm | D1 mm | Winkel / *Angle* | Drehzahl / *Speed* max. | Werkst. / *Work piece* max. kg | | Art.-Nr. / *Order no.* |
|---|---|---|---|---|---|---|---|---|---|
| 2 | 45 | 139 | 34 | 20 | 30°/60° | 7000 | 140 | ● | 13-MLK-02KOP |
| 3 | 60 | 176,5 | 47 | 25 | 30°/60° | 5000 | 400 | ● | 13-MLK-03KOP |
| 4 | 70 | 217 | 53 | 32 | 30°/60° | 3800 | 500 | ● | 13-MLK-04KOP |
| 5 | 90 | 273 | 65 | 40 | 30°/60° | 3000 | 1200 | ● | 13-MLK-05KOP |
| 6 | 105 | 354,5 | 78 | 50 | 30°/60° | 2600 | 2500 | ● | 13-MLK-06KOP |




## Mitlaufende Drehbankspitzen, schlanke Ausführung, 60°
## *Revolving tailstock centre, slim design, 60°*

| MK / *MT* | D1 mm | C mm | L1 mm | L2 mm | Winkel / *Angle* | Drehzahl / *Speed* max. | Werkst. / *Work piece* max. kg | | Art.-Nr. / *Order no.* |
|---|---|---|---|---|---|---|---|---|---|
| 1 | 16 | 6 | 25 | 9 | 60° | 8500 | 140 | ◗ | 03-SKP-1 |
| 2 | 22 | 8 | 32 | 11 | 60° | 6000 | 400 | ◗ | 03-SKP-2 |
| 3 | 22 | 10 | 42 | 15 | 60° | 5000 | 500 | ◗ | 03-SKP-3HS |
| 4 | 29 | 12 | 51 | 16 | 60° | 4000 | 1200 | ◗ | 03-SKP-4HS |
| 5 | 38 | 16 | 56 | 18 | 60° | 3000 | 2500 | ◗ | 03-SKP-5HS |
| 6 | 42 | 18 | 78 | 20 | 60° | 2500 | 2500 | ◗ | 03-SKP-6HS |

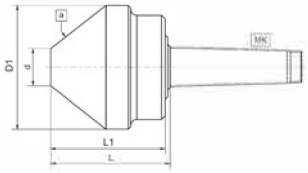


## Mitlaufende Präzisions-Zentrierkegel
## *Precision revolving tube centre*

- zur Bearbeitung von Rohren und anderen Hohlkörpern
- ganzes Werkzeug gehärtet und fein geschliffen
- stabile Konstruktion
- wartungsfreie Dauerschmierung
- abgedichtet
- auch für Schleifarbeiten geeignet

- *for machining of tubes and other hollow objects*
- *completely hardened and fine-ground*
- *time-tested and sturdy design*
- *maintenance-free permanent lubrication*
- *sealed*
- *also suitable for grinding operations*

| Typ / *Type* | MK / *MT* | D1 mm | D mm | L mm | L1 mm | Winkel / *Angle* | Drehzahl / *Speed* max. | Werkst. / *Work piece* max. kg | Rundlauf-genauigkeit / *Run-out* max. mm | kg | | Art.-Nr. / *Order no.* |
|---|---|---|---|---|---|---|---|---|---|---|---|---|
| 421 | 2 | 60 | 20 | 73 | 66 | 60° | 4000 | 200 | 0,005 | 1 | ● | 03-421 |
| 431 | 3 | 80 | 30 | 86 | 78 | 60° | 3500 | 450 | 0,005 | 2 | ● | 03-431 |
| 432 | 3 | 100 | 30 | 100 | 92 | 75° | 3000 | 400 | 0,005 | 4 | ● | 03-432 |
| 441 | 4 | 100 | 30 | 101 | 92 | 75° | 3000 | 650 | 0,005 | 4 | ● | 03-441 |
| 442 | 4 | 125 | 50 | 91 | 82 | 75° | 3000 | 650 | 0,007 | 5 | ● | 03-442 |
| 451 | 5 | 125 | 50 | 92 | 82 | 75° | 3000 | 1800 | 0,007 | 6 | ● | 03-451 |
| 452 | 5 | 150 | 50 | 112 | 102 | 75° | 2800 | 1900 | 0,007 | 9 | ● | 03-452 |
| 461 | 6 | 150 | 50 | 112 | 102 | 75° | 2800 | 2800 | 0,01 | 12 | ● | 03-461 |
| 453 | 5 | 200 | 50 | 136 | 126 | 75° | 1800 | 2000 | 0,01 | 15 | ● | 03-453 |
| 462 | 6 | 200 | 50 | 136 | 126 | 75° | 1800 | 2800 | 0,01 | 18 | ● | 03-462 |





● Lagerstandard / *in stock*
◗ innerhalb weniger Tage / *within a few days*
○ auf Anfrage / *on request*
✖ auslaufende Größe / *as stock lasts*

# Mitlaufender Zentrierkegel BASIC
*Revolving tube centres BASIC*

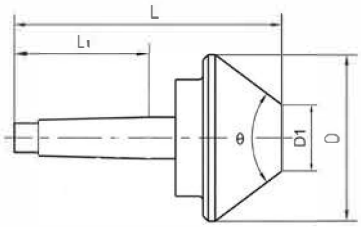


## Mitlaufender Zentrierkegel
## *Revolving tube centre*

- gehärtet und geschliffen
- *hardened and ground*

| MK / *MT* | D mm | D1 mm | L mm | L1 mm | Winkel / *Angle* | Drehzahl / *Speed* max. | Werkst. / *Work piece* max. kg | | Art.-Nr. / *Order no.* |
|---|---|---|---|---|---|---|---|---|---|
| 2 | 60 | 20 | 132 | 64 | 60° | 4000 | 200 | ● | 13-MLZK-2/60 |
| 3 | 100 | 30 | 170 | 81 | 60° | 3000 | 600 | ● | 13-MLZK-3/100 |
| 4 | 160 | 40 | 232 | 102,5 | 60° | 1900 | 800 | ● | 13-MLZK-4/160 |
| 5 | 200 | 40 | 252 | 129,5 | 75° | 1500 | 1600 | ● | 13-MLZK-5/200 |
| 5 | 250 | 57 | 281 | 129,5 | 75° | 1300 | 1800 | ● | 13-MLZK-5/250 |
| 6 | 250 | 57 | 355 | 182 | 75° | 1200 | 2000 | ● | 13-MLZK-6/250 |

SASSATELLI

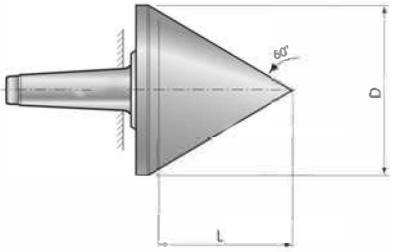


## Mitlaufender Zentrierkegel, spitz
## *Revolving tube centre, pointed*

- gehärtet und geschliffen
- *hardened and ground*

| MK / *MT* | D mm | L mm | Winkel / *Angle* | Drehzahl / *Speed* max. | Rundlauf-genauigkeit / *Run-out* max. mm | kg | | Art.-Nr. / *Order no.* |
|---|---|---|---|---|---|---|---|---|
| 2 | 135 | 110 | 60 | 4500 | 0,008 | 4,4 | ◗ | 03-ZKS-2 |
| 3 | 135 | 110 | 60 | 4500 | 0,008 | 5,5 | ● | 03-ZKS-3 |
| 4 | 135 | 110 | 60 | 4000 | 0,008 | 6,6 | ● | 03-ZKS-4 |
| 5 | 158 | 135 | 60 | 3600 | 0,008 | 11 | ● | 03-ZKS-5 |
| 6 | 158 | 135 | 60 | 3600 | 0,008 | 19,8 | ◗ | 03-ZKS-6 |

# Feste Zentrierkegel BASIC
*Fixed tube centre BASIC*

## Zentrierkegel, fest
## *Fixed tube centre*

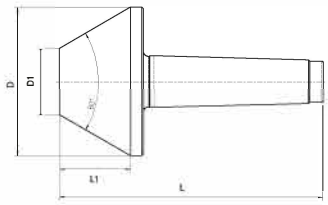


- gehärtet und geschliffen
- Rundlaufgenauigkeit: 0,003 mm

- *hardened and ground*
- *max. runout: 0,003 mm*

| MK / *MT* | D mm | D1 mm | L1 mm | L mm | Art.-Nr. / *Order no.* |
|---|---|---|---|---|---|
| 2 | 50 | 10 | 40 | 110 | 03-ZK-2-50 |
| 3 | 50 | 20 | 35 | 123 | 03-ZK-3-50 |
| 3 | 90 | 40 | 55 | 143 | 03-ZK-3-90 |
| 4 | 50 | 20 | 35 | 146 | 03-ZK-4-50 |
| 4 | 90 | 40 | 55 | 166 | 03-ZK-4-90 |
| 5 | 90 | 40 | 55 | 195 | 03-ZK-5-90 |
| 5 | 130 | 50 | 80 | 220 | 03-ZK-5-130 |

## Zentrierkegel mit Abdrückgewinde, fest
## *Fixed tube centre with draw-off-thread*

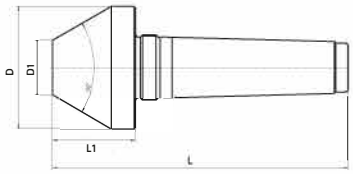


- Lieferung ohne Abdrückmutter
- gehärtet und geschliffen
- Rundlaufgenauigkeit: 0,003 mm

- *supplied without draw-off nut*
- *hardened and ground*
- *max. runout: 0,003 mm*

| MK / *MT* | Gewinde / *Thread* mm | D mm | D1 mm | L1 mm | L mm | Art.-Nr. / *Order no.* |
|---|---|---|---|---|---|---|
| 2 | M22 x 1,5 | 50 | 10 | 40 | 122 | 03-ZKA-2-50 |
| 3 | M27 x 1,5 | 50 | 20 | 35 | 136 | 03-ZKA-3-50 |
| 3 | M27 x 1,5 | 90 | 40 | 55 | 156 | 03-ZKA-3-90 |
| 4 | M36 x 1,5 | 50 | 20 | 35 | 162 | 03-ZKA-4-50 |
| 4 | M36 x 1,5 | 90 | 40 | 55 | 182 | 03-ZKA-4-90 |
| 5 | M48 x 1,5 | 90 | 40 | 55 | 211 | 03-ZKA-5-90 |
| 5 | M48 x 1,5 | 130 | 50 | 80 | 236 | 03-ZKA-5-130 |

## Abdrückmutter
## *Draw-off nut*

| MK / *MT* | Gewinde / *Thread* mm | Art.-Nr. / *Order no.* |
|---|---|---|
| 0 | M12 x 1,5 | 03-ADM-0 |
| 1 | M16 x 1,5 | 03-ADM-1 |
| 2 | M22 x 1,5 | 03-ADM-2 |
| 3 | M27 x 1,5 | 03-ADM-3 |
| 4 | M36 x 1,5 | 03-ADM-4 |
| 5 | M48 x 1,5 | 03-ADM-5 |
| 6 | M68 x 1,5 | 03-ADM-6 |





- Lagerstandard / *in stock*
- innerhalb weniger Tage / *within a few days*
- auf Anfrage / *on request*
- auslaufende Größe / *as stock lasts*

# Modulare Zentrierkegel und Futterflansche
*Modular tube centres and chuck adaptors*

## MK-Grundkörper für mitlaufenden Futterflansch
*MT base body for revolving adaptor*

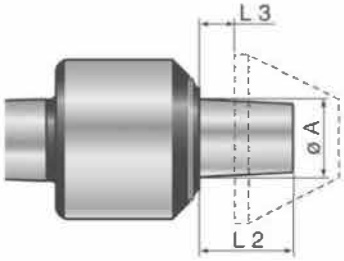


| MK / *MT* | A mm | L2 mm | L3 mm | | Art.-Nr. / *Order no.* |
|---|---|---|---|---|---|
| 3 | 35 | 43 | 5 | ● | 13-MGK-MK3 |
| 4 | 35 | 43 | 5 | ● | 13-MGK-MK4 |
| 5 | 35 | 43 | 5 | ● | 13-MGK-MK5 |
| 6 | 35 | 43 | 5 | ● | 13-MGK-MK6 |
| M80 | 35 | 44 | 6 | ● | 13-MGK-M80 |

## MK-Grundkörper für festen Futterflansch
*MT base body for fixed adaptor*

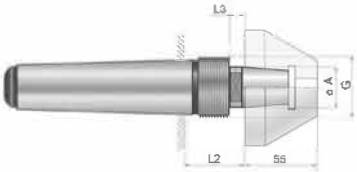


| MK / *MT* | A mm | G mm | L2 mm | L3 mm | | Art.-Nr. / *Order no.* |
|---|---|---|---|---|---|---|
| 3 | 35 | M41 x 1,5 | 40 | 17 | ● | 13-FGK-MK3 |
| 4 | 35 | M41 x 1,5 | 41,5 | 17 | ● | 13-FGK-MK4 |
| 5 | 35 | M48 x 1,5 | 41,5 | 17 | ● | 13-FGK-MK5 |
| 6 | 35 | M68 x 1,5 | 43 | 17 | ● | 13-FGK-MK6 |

## Zentrierkegelkopf, Typ ZKK
*Tube centre, type ZKK*

- für die Bearbeitung von Rohren oder Hohlköpern von Ø 45 mm bis 600 mm
- für Grundkörper Typ MGK / FGK

- *for machining of pipes and hollow bodies from Ø 45 mm to Ø 600 mm*
- *for base body type MGK / FGK*

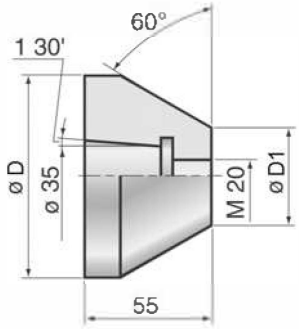


| D1 mm | D mm | kg | | Art.-Nr. / *Order no.* |
|---|---|---|---|---|
| 45 | 98 | 1,6 | ● | 13-ZKK-98 |
| 95 | 148 | 3,9 | ● | 13-ZKK-148 |
| 145 | 198 | 7,1 | ● | 13-ZKK-198 |
| 195 | 248 | 10,7 | ● | 13-ZKK-248 |
| 245 | 298 | 15,0 | ● | 13-ZKK-298 |
| 295 | 348 | 21,0 | ● | 13-ZKK-348 |
| 345 | 398 | 20,0 | ● | 13-ZKK-398 |
| 395 | 448 | 29,0 | ● | 13-ZKK-448 |
| 445 | 498 | 34,0 | ● | 13-ZKK-498 |
| 495 | 545 | 32,0 | ● | 13-ZKK-545 |
| 545 | 600 | 36,0 | ● | 13-ZKK-600 |

## Abdrückschraube für Zentrierkegel
*Extraction screw for tailstock centre*

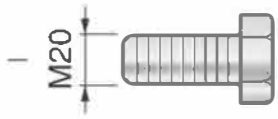


| Gewinde / *Thread* | | Art.-Nr. / *Order no.* |
|---|---|---|
| M20 | ● | 13-ZKK-AS |

## Futterflansch für MK-Grundkörper
## *Chuck adaptor for MT-base body*

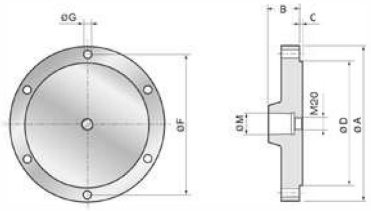


- zur Aufnahme von Drehfuttern nach DIN 6350 (Siehe Seiten 12-14)
- für Grundkörper Typ MGK / FGK

- *for mounting of chucks according to DIN 6350 (see pages 12-14)*
- *for base body type MGK / FGK*

| A mm | M mm | F mm | G mm | B mm | C mm | D mm | Art.-Nr. / *Order no.* |
|---|---|---|---|---|---|---|---|
| 100 | 35 | 83 | 6,5 | 52,2 | 4,5 | 70 | ● 13-FFL-100 |
| 160 | 35 | 140 | 11 | 51,5 | 4,5 | 125 | ● 13-FFL-160 |
| 200 | 35 | 176 | 11 | 50,5 | 4,5 | 160 | ● 13-FFL-200 |
| 250 | 35 | 224 | 13 | 50,5 | 4,5 | 200 | ● 13-FFL-250 |





● Lagerstandard / *in stock*
◗ innerhalb weniger Tage / *within a few days*
○ auf Anfrage / *on request*
✖ auslaufende Größe / *as stock lasts*

## Typ DA, mit Druckanzeige und großem Federweg
## *Type DA, with pressure indication and long travel stroke*



**Anwendungsbereich:**
Die Druckanzeige durch Farbringe ermöglicht eine schnelle Einstellung und Überwachung des optimalen Anstelldruckes. Bei fester Positionierung werden Längentoleranzen und unterschiedliche Zentrierbohrungen durch den Federweg kompensiert. Leichte Werkstücke können entsprechend fein gespannt werden.

***Application:***
*A pressure indicator with different color bands permits rapid settings and monitoring of the optimum pressure.*
*Length tolerances and different centre bores are compensated through a travel stroke at fixed positions.*
*Thus light work pieces can be clamped very carefully.*

Federkraft für allgemeines Drehen
*Spring load for regular lathe*

| Ausführung / *Model* | Diagramm / *Diagram* |
|---|---|
| MK / *MT 2* | 1 |
| MK / *MT 3* | 2 |
| MK / *MT 4* | 3 |
| MK / *MT 5* | 4 |
| Zyl. / *cyl.* Ø20 x 40 | 1 |
| Zyl. / *cyl.* Ø25 x 50 | 2 |
| Zyl. / *cyl.* Ø1" x 2" | 2 |
| Zyl. / *cyl.* Ø32 x 63 | 3 |
| VDI 20 | 1 |
| VDI 30 | 2 |
| VDI 40 | 3 |
| VDI 50 | 4 |

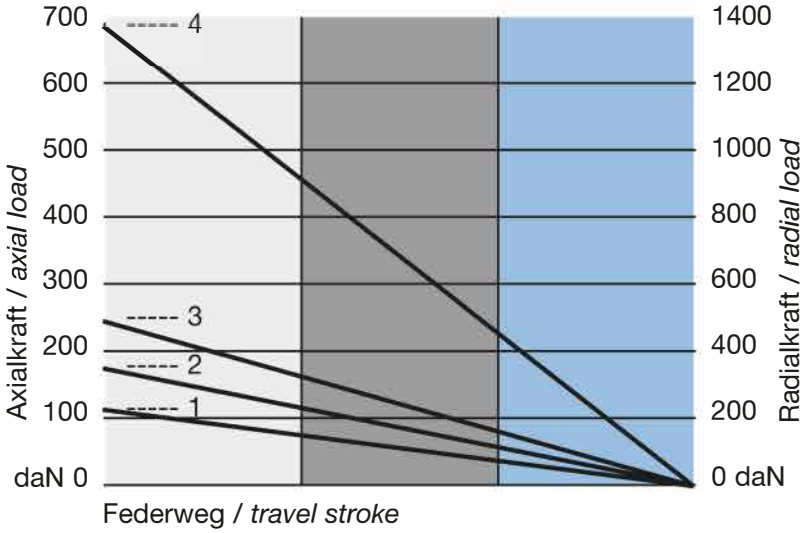


## Typ DA-N, normale Spitze, allgemeines Drehen
## *Type DA-N, regular tip, regular turning*

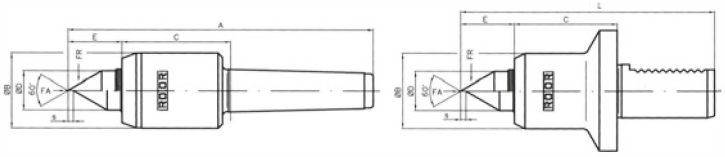

| Ausführung / *Model* | FA daN | FR daN | L mm | B mm | C mm | D mm | E mm | s mm | Werkstück / *Work piece* max. kg | Drehzahl / *Speed* max. | Art.-Nr. / *Order no.* |
|---|---|---|---|---|---|---|---|---|---|---|---|
| MK / *MT 2* | 11-110 | 24-240 | 136 | 34 | 53 | 14 | 19 | 2,7 | 190 | 7000 | 03-0241 |
| MK / *MT 3* | 20-200 | 40-420 | 173 | 42 | 62 | 22 | 31 | 3 | 440 | 5800 | 03-0341 |
| MK / *MT 4* | 23-230 | 50-500 | 209 | 53 | 72 | 28 | 33 | 4,3 | 900 | 4800 | 03-0441 |
| MK / *MT 5* | 80-800 | 150-1500 | 259 | 64 | 88 | 38 | 42 | 5,2 | 1850 | 4000 | 03-0541 |
| Zyl. / *cyl.* Ø25 x 50 | 20-200 | 40-420 | 139 | 42 | 58 | 22 | 31 | 3 | 190 | 5800 | 03-2551 |
| Zyl. / *cyl.* Ø1" x 2" | 20-190 | 40-420 | 139 | 42 | 58 | 22 | 31 | 3 | 440 | 5800 | 03-0151 |
| Zyl. / *cyl.* Ø32 x 63 | 23-230 | 50-500 | 165 | 53 | 68 | 28 | 33 | 4,3 | 900 | 4800 | 03-3251 |
| VDI 30 | 20-200 | 40-420 | 144 | 42 | 58 | 22 | 31 | 3 | 440 | 5800 | 03-3061 |
| VDI 40 | 23-230 | 50-500 | 165 | 53 | 68 | 28 | 33 | 4,3 | 900 | 4800 | 03-4061 |
| VDI 50 | 80-800 | 150-1500 | 201 | 64 | 81 | 38 | 42 | 5,2 | 1850 | 4000 | 03-5061 |

## Typ DA-V, verlängerte Spitze, allgemeines Drehen
## *Type DA-V, extended tip, regular turning*

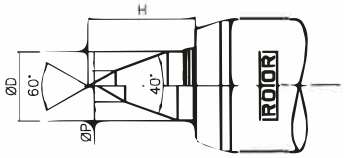


| Ausführung / *Model* | D mm | H mm | P mm | Art.-Nr. / *Order no.* |
|---|---|---|---|---|
| MK / *MT 2* | 15 | 22 | 8 | 03-0242 |
| MK / *MT 3* | 22 | 35 | 10 | 03-0342 |
| MK / *MT 4* | 28 | 41 | 14 | 03-0442 |
| MK / *MT 5* | 38 | 51 | 15 | 03-0542 |
| Zyl. / *cyl.* Ø25 x 50 | 22 | 35 | 10 | 03-2552 |
| Zyl. / *cyl.* Ø1“ x 2“ | 22 | 35 | 10 | 03-0152 |
| Zyl. / *cyl.* Ø32 x 63 | 28 | 41 | 14 | 03-3252 |
| VDI 20 | 14 | 22 | 8 | 03-2062 |
| VDI 30 | 22 | 35 | 10 | 03-3062 |
| VDI 40 | 28 | 41 | 14 | 03-4062 |
| VDI 50 | 38 | 51 | 15 | 03-5062 |

## Typ DA-L, schlanke Spitze, allgemeines Drehen
## *Type DA-L, slim tip, regular turning*

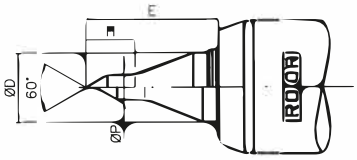


| Ausführung / *Model* | D mm | E mm | H mm | P mm | Art.-Nr. / *Order no.* |
|---|---|---|---|---|---|
| MK / *MT 2* | 14 | 28 | 12 | 5,8 | 03-0248 |
| MK / *MT 3* | 22 | 43 | 16 | 7,8 | 03-0348 |
| MK / *MT 4* | 28 | 51 | 19 | 9,8 | 03-0448 |
| MK / *MT 5* | 38 | 62 | 22 | 11,8 | 03-0548 |
| Zyl. / *cyl.* Ø25 x 50 | 22 | 43 | 16 | 7,8 | 03-2558 |
| Zyl. / *cyl.* Ø1“ x 2“ | 22 | 43 | 16 | 7,8 | 03-0158 |
| Zyl. / *cyl.* Ø32 x 63 | 28 | 51 | 19 | 9,8 | 03-3258 |
| VDI 20 | 14 | 28 | 12 | 5,8 | 03-2068 |
| VDI 30 | 22 | 43 | 16 | 7,8 | 03-3068 |
| VDI 40 | 28 | 51 | 19 | 9,8 | 03-4068 |
| VDI 50 | 38 | 62 | 22 | 11,8 | 03-5068 |

## Typ E-B, Vollkegel 60°
## *Type E-B, pipe nose 60°*

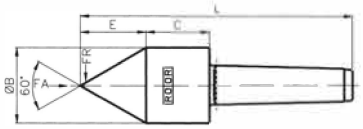


| Ausf. / *Model* | MK / *MT* | L mm | B mm | C mm | E mm | Werkst. / *Work pc.* max. kg | FR max. daN | FA max. daN | Rund-laufabw. / *Max. runout* | Dreh-zahl / *Speed* max. | Art.-Nr. / *Order no.* |
|---|---|---|---|---|---|---|---|---|---|---|---|
| ST | 2 | 132 | 38 | 30 | 33 | 180 | 90 | 90 | 0,002 | 13500 | 03-2110 |
| SU | 2 | 143 | 45 | 35 | 39 | 260 | 130 | 115 | 0,002 | 11000 | 03-2210 |
| ST | 3 | 160 | 45 | 35 | 39 | 260 | 130 | 115 | 0,002 | 11000 | 03-3110 |
| SU | 3 | 184 | 55 | 50 | 48 | 440 | 220 | 260 | 0,002 | 8500 | 03-3210 |
| ST | 4 | 206 | 55 | 50 | 48 | 440 | 220 | 260 | 0,002 | 8500 | 03-4110 |
| SU | 4 | 255 | 70 | 57 | 61 | 670 | 335 | 440 | 0,002 | 6700 | 03-4210 |
| ST | 5 | 253 | 70 | 57 | 61 | 670 | 335 | 440 | 0,002 | 6700 | 03-5110 |
| SU | 5 | 275 | 80 | 70 | 69 | 950 | 475 | 925 | 0,004 | 5300 | 03-5210 |
| ST | 6 | 329 | 80 | 70 | 69 | 950 | 475 | 925 | 0,004 | 5300 | 03-6110 |





- Lagerstandard / *in stock*
- innerhalb weniger Tage / *within a few days*
- auf Anfrage / *on request*
- auslaufende Größe / *as stock lasts*

## Feststehende Präzisions-Zentrierspitzen nach DIN 806+807
## *Fixed centres according to DIN 806+807*

- ganz gehärtet und geschliffen
- *completely hardened and ground*

### Typ 501 DIN 806 - Werkzeugstahl
### *Type 501 DIN 806 - Tool steel*




Standard
*Standard*

| Typ / *Type* | MK / *MT* | D mm | L mm | Winkel / *Angle* | | Art.-Nr. / *Order no.* |
|---|---|---|---|---|---|---|
| 511 | 1 | 12,2 | 80 | 60° | ● | 03-511 |
| 521 | 2 | 18 | 100 | 60° | ● | 03-521 |
| 531 | 3 | 24,1 | 125 | 60° | ● | 03-531 |
| 541 | 4 | 31,6 | 160 | 60° | ● | 03-541 |
| 551 | 5 | 44,7 | 200 | 60° | ● | 03-551 |
| 561 | 6 | 63,8 | 270 | 60° | ● | 03-561 |

### Typ 503 DIN 806 - Hartmetalleinsatz
### *Type 503 DIN 806 - Carbide insert*

Hartmetalleinsatz
*Full carbide tip*

| Typ / *Type* | MK / *MT* | D mm | L mm | Winkel / *Angle* | d mm | | Art.-Nr. / *Order no.* |
|---|---|---|---|---|---|---|---|
| 513 | 1 | 12,2 | 80 | 60° | 7 | ● | 03-513 |
| 523 | 2 | 18 | 100 | 60° | 7 | ● | 03-523 |
| 533 | 3 | 24,1 | 125 | 60° | 11 | ● | 03-533 |
| 543 | 4 | 31,6 | 160 | 60° | 14 | ● | 03-543 |
| 553 | 5 | 44,7 | 200 | 60° | 18 | ● | 03-553 |

### Typ 503 DIN 806 - Vollhartmetall
### *Type 503 DIN 806 - Full carbide tip*




Hartmetallkopf
*Full carbide tip*

| Typ / *Type* | MK / *MT* | D mm | L mm | Winkel / *Angle* | | Art.-Nr. / *Order no.* |
|---|---|---|---|---|---|---|
| 523HM2 | 2 | 18 | 100 | 60° | ● | 03-523HMK |
| 533HM3 | 3 | 24,1 | 125 | 60° | ● | 03-533HMK |
| 543HM4 | 4 | 31,6 | 160 | 60° | ● | 03-543HMK |
| 553HM5 | 5 | 44,7 | 200 | 60° | ● | 03-553HMK |
| 563HM6 | 6 | 63,8 | 270 | 60° | ◗ | 03-563HMK |

## Typ 504 DIN 806 - Hartmetalleinsatz
## *Type 504 DIN 806 - Carbide insert*




Hartmetalleinsatz mit halber Spitze
*Half carbide tip*

| Typ / *Type* | MK / *MT* | D mm | L mm | Winkel / *Angle* | d mm | L1 mm | | Art.-Nr. / *Order no.* |
|---|---|---|---|---|---|---|---|---|
| 514 | 1 | 12,2 | 80 | 60° | 7 | 22 | ● | 03-514 |
| 524 | 2 | 18 | 100 | 60° | 7 | 30 | ● | 03-524 |
| 534 | 3 | 24,1 | 125 | 60° | 11 | 38 | ● | 03-534 |
| 544 | 4 | 31,6 | 160 | 60° | 14 | 50 | ● | 03-544 |
| 554 | 5 | 44,7 | 200 | 60° | 18 | 63 | ● | 03-554 |
| 564 | 6 | 63,8 | 270 | 60° | 18 | 79 | ✖ | 03-564 |





● Lagerstandard / *in stock*
◗ innerhalb weniger Tage / *within a few days*
○ auf Anfrage / *on request*
✖ auslaufende Größe / *as stock lasts*

# Feste Zentrierspitzen Serie 500
*Fixed centres series 500*

## Typ 505 DIN 807 - Werkzeugstahl
## *Type 505 DIN 807 - Tool steel*

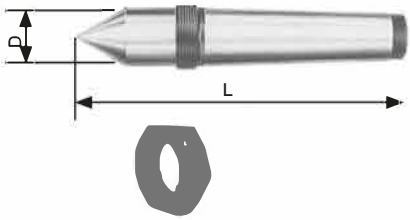


Mit Abdrückmutter
*With draw-off nut*

| Typ / *Type* | MK / *MT* | D mm | L mm | Winkel / *Angle* | G mm | | Art.-Nr. / *Order no.* |
|---|---|---|---|---|---|---|---|
| 525 | 2 | 18 | 100 | 60° | M22x1,5 | ● | 03-525 |
| 535 | 3 | 24,1 | 125 | 60° | M27x1,5 | ● | 03-535 |
| 545 | 4 | 31,6 | 160 | 60° | M36x1,5 | ● | 03-545 |
| 555 | 5 | 44,7 | 200 | 60° | M48x1,5 | ● | 03-555 |
| 565 | 6 | 63,8 | 270 | 60° | M68x1,5 | ● | 03-565 |

## Typ 506 DIN 807 - Hartmetalleinsatz
## *Type 506 DIN 807 - Full carbide tip*




Hartmetalleinsatz mit Abdrückgewinde
*Full carbide tip with thread*

| Typ / *Type* | MK / *MT* | D mm | L mm | Winkel / *Angle* | d mm | G mm | | Art.-Nr. / *Order no.* |
|---|---|---|---|---|---|---|---|---|
| 516 | 1 | 12,2 | 90 | 60° | 7 | M16x1,5 | ● | 03-516 |
| 526 | 2 | 18 | 112 | 60° | 7 | M22x1,5 | ● | 03-526 |
| 536 | 3 | 24,1 | 137 | 60° | 11 | M27x1,5 | ● | 03-536 |
| 546 | 4 | 31,6 | 175 | 60° | 14 | M36x1,5 | ● | 03-546 |
| 556 | 5 | 44,7 | 217 | 60° | 18 | M48x1,5 | ● | 03-556 |
| 566 | 6 | 63,8 | 290 | 60° | 18 | M68x1,5 | ● | 03-566 |

## Typ 506 DIN 807 - Vollhartmetall
## *Type 506 DIN 807 - Solid carbide*

SASSATELLI

- Hartmetallkopf mit Abdrückgewinde - *Carbide head with draw-off nut*

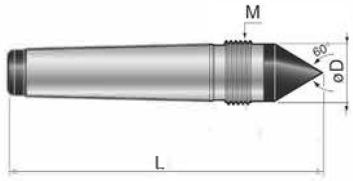


*Hartmetallkopf mit Abdrückgewinde*
*Full carbide tip with thread*

| Typ / *Type* | MK / *MT* | D mm | L mm | Winkel / *Angle* | G mm | | Art.-Nr. / *Order no.* |
|---|---|---|---|---|---|---|---|
| 526HM2 | 2 | 18 | 100 | 60° | M20x1,5 | ● | 03-526HMK |
| 536HM3 | 3 | 24,1 | 125 | 60° | M30x1,5 | ● | 03-536HMK |
| 546HM4 | 4 | 31,6 | 160 | 60° | M36x1,5 | ● | 03-546HMK |
| 556HM5 | 5 | 44,7 | 200 | 60° | M48x1,5 | ● | 03-556HMK |
| 566HM6 | 6 | 63,8 | 270 | 60° | M68x1,5 | ◗ | 03-566HMK |

## Abdrückmutter
## *Draw-off nut*

SASSATELLI

Abb. / *Fig.* 2

| MK / *MT* | Gewinde / *Thread* mm | Spitze / *Centre* | Art.-Nr. / *Order no.* | |
|---|---|---|---|---|
| 2 | M20 x 1,5 | 03-526HMK | 03-ADM-2N | ● |
| 3 | M30 x 1,5 | 03-536HMK | 03-ADM-3N | ● |

Passende Sechskantmuttern für die restlichen Spitzen siehe Seite 130
*Hexagon nuts for the remaining centres see page 130*

## Typ 507 DIN 807 - Hartmetalleinsatz
## *Type 507 DIN 807 - Full carbide tip*




Hartmetalleinsatz, mit halber Spitze
mit Abdrückgewinde
*Half carbide tip with thread*

| Typ / *Type* | MK / *MT* | D mm | L mm | Winkel / *Angle* | d mm | L1 mm | G mm | | Art.-Nr. / *Order no.* |
|---|---|---|---|---|---|---|---|---|---|
| 517 | 1 | 12,2 | 90 | 60° | 7 | 22 | M16x1,5 | ● | 03-517 |
| 527 | 2 | 18 | 112 | 60° | 7 | 30 | M22x1,5 | ● | 03-527 |
| 537 | 3 | 24,1 | 137 | 60° | 11 | 38 | M27x1,5 | ● | 03-537 |
| 547 | 4 | 31,6 | 175 | 60° | 14 | 50 | M36x1,5 | ● | 03-547 |
| 557 | 5 | 44,7 | 217 | 60° | 18 | 63 | M48x1,5 | ● | 03-557 |
| 567 | 6 | 63,8 | 290 | 60° | 18 | 79 | M68x1,5 | ● | 03-567 |

## Typ 508 - Werkzeugstahl - verlängert
## *Type 508 - Tool steel - extended*




Verlängerte Spitze mit Abdrückmutter
*Extended tip with draw-off nut*

| Typ / *Type* | MK / *MT* | D mm | L mm | Winkel / *Angle* | G mm | | Art.-Nr. / *Order no.* |
|---|---|---|---|---|---|---|---|
| 518 | 1 | 12,2 | 80 | 30°/60° | M16x1,5 | ● | 03-518 |
| 528 | 2 | 18 | 118 | 30°/60° | M22x1,5 | ● | 03-528 |
| 538 | 3 | 24,1 | 148 | 30°/60° | M27x1,5 | ● | 03-538 |
| 548 | 4 | 31,6 | 186,5 | 30°/60° | M36x1,5 | ● | 03-548 |
| 558 | 5 | 44,7 | 242 | 30°/60° | M48x1,5 | ● | 03-558 |
| 568 | 6 | 63,8 | 330 | 30°/60° | M68x1,5 | ● | 03-568 |

## Abdrückmutter
## *Draw-off nut*

| MK / *MT* | Gewinde / *Thread* mm | | Art.-Nr. / *Order no.* |
|---|---|---|---|
| 0 | M12 x 1,5 | ● | 03-ADM-0 |
| 1 | M16 x 1,5 | ● | 03-ADM-1 |
| 2 | M22 x 1,5 | ● | 03-ADM-2 |
| 3 | M27 x 1,5 | ● | 03-ADM-3 |
| 4 | M36 x 1,5 | ● | 03-ADM-4 |
| 5 | M48 x 1,5 | ● | 03-ADM-5 |
| 6 | M68 x 1,5 | ● | 03-ADM-6 |





● **Lagerstandard / *in stock***
◗ **innerhalb weniger Tage / *within a few days***
○ **auf Anfrage / *on request***
✖ **auslaufende Größe / *as stock lasts***

# Stirnmitnehmer, mechanisch
## *Mechanical face drivers*

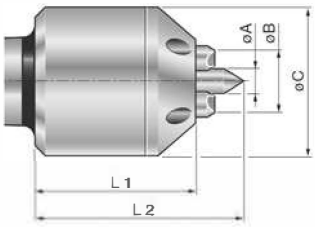

Lieferumfang:
Stirnmitnehmer, 1 Satz Mitnehmerbolzen S1, 1 Stück Zentrierspitze S4

*Scope of supply:*
*Mechanical face driver, 1 set driving pins S1, 1 piece centre S4*

## Typ A (12-32 mm)
## *Type A (12-32 mm)*

| MK / *MT* | Ø Min. mm | Ø Max. mm | Ø A mm | Ø B mm | Ø C mm | L1 mm | L2 mm | kg | Art.-Nr. / *Order no.* |
|---|---|---|---|---|---|---|---|---|---|
| 3 | 12 | 32 | 8 | 20 | 48 | 52 | 67 | 0,9 | 03-SMN-3/25 |
| 4 | 12 | 32 | 8 | 20 | 48 | 52 | 67 | 1,2 | 03-SMN-4/25 |

Art.-Nr. / *Order no.*

03-EA-S?

Beispiel / *Ordering example* = 03-EA-S1

## Typ B (30-47 mm)
## *Type B (30-47 mm)*

| MK / *MT* | Ø Min. mm | Ø Max. mm | Ø A mm | Ø B mm | Ø C mm | L1 mm | L2 mm | kg | Art.-Nr. / *Order no.* |
|---|---|---|---|---|---|---|---|---|---|
| 3 | 30 | 47 | 12 | 30 | 62 | 64 | 86 | 1,5 | 03-SMN-3/47 |
| 4 | 30 | 47 | 12 | 30 | 62 | 64 | 86 | 2,7 | 03-SMN-4/47 |
| 5 | 30 | 47 | 12 | 30 | 62 | 64 | 86 | 3,9 | 03-SMN-5/47 |

Art.-Nr. / *Order no.*

03-EB-S?

Beispiel / *Ordering example* = 03-EB-S1

## Typ C (40-70 mm)
## *Type C (40-70 mm)*

| MK / *MT* | Ø Min. mm | Ø Max. mm | Ø A mm | Ø B mm | Ø C mm | L1 mm | L2 mm | kg | Art.-Nr. / *Order no.* |
|---|---|---|---|---|---|---|---|---|---|
| 4 | 40 | 70 | 18 | 41 | 87 | 95 | 125 | 4,3 | 03-SMN-4/70 |
| 5 | 40 | 70 | 18 | 41 | 87 | 95 | 125 | 5,3 | 03-SMN-5/70 |
| 6 | 40 | 70 | 18 | 41 | 87 | 95 | 125 | 7,8 | 03-SMN-6/70 |

Art.-Nr. / *Order no.*

03-EC-S?

Beispiel / *Ordering example* = 03-EC-S1

| L mm | Ø mm |
|---|---|
| 15 | 30 |

## Typ D (57-90 mm)
## *Type D (57-90 mm)*

| MK / *MT* | Ø Min. mm | Ø Max. mm | Ø A mm | Ø B mm | Ø C mm | L1 mm | L2 mm | kg | Art.-Nr. / *Order no.* |
|---|---|---|---|---|---|---|---|---|---|
| 4 | 57 | 90 | 23 | 57 | 109 | 100 | 140 | 7,0 | 03-SMN-4/90 |
| 5 | 57 | 90 | 23 | 57 | 109 | 100 | 140 | 8,2 | 03-SMN-5/90 |
| 6 | 57 | 90 | 23 | 57 | 109 | 100 | 140 | 9,5 | 03-SMN-6/90 |

Art.-Nr. / *Order no.*

03-ED-S?

Beispiel / *Ordering example* = 03-ED-S1

| L mm | Ø mm |
|---|---|
| 22 | 44 |

## Kegelhülsen, zylindrisch mit Innenkegel (MK)
## *Conic bushes, cylindrical with internal taper (MT)*



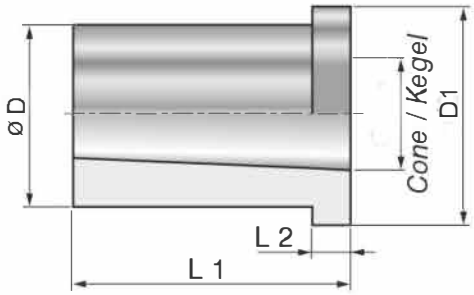


| MK / *MT* | L1 mm | L2 mm | Ø D mm | D1 mm | kg | Art.-Nr. / *Order no.* |
|---|---|---|---|---|---|---|
| 3 | 65 | 8 | 35 | 44 | 0,3 | 03-KH-3 |
| 4 | 70 | 8 | 42 | 49 | 0,45 | 03-KH-4 |
| 5 | 80 | 10 | 54 | 59 | 0,6 | 03-KH-5 |
| 6 | 85 | 10 | 75 | 84 | 0,75 | 03-KH-6 |





- Lagerstandard / *in stock*
- innerhalb weniger Tage / *within a few days*
- auf Anfrage / *on request*
- auslaufende Größe / *as stock lasts*